

Polystyrene - Polyurethane Insulated Sandwich Door Models 270, 271, 272, 273



*Versatility and Durability*

Safe-Way's option in an expanded polystyrene and polyurethane insulated doors with steel skins inside and out provides durability and versatility with multiple color and window

options typically not available in commercial applications. Whether you need doors for an industrial warehouse facility or for a pole barn, this product fits the bill.

**Section Colors**

Models 270 & 272



White




Sandstone



Almond



Desert Tan



Bronze




Brown



Hunter Green

Models 271 & 273



Oak



Rosewood


*Make A Statement*



# Commercial

## Polystyrene - Polyurethane Insulated Sandwich Door Models 270, 271, 272, 273

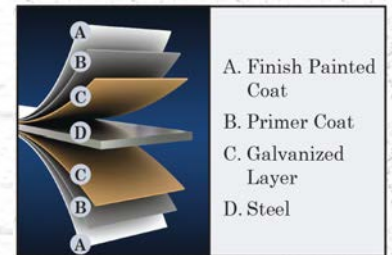
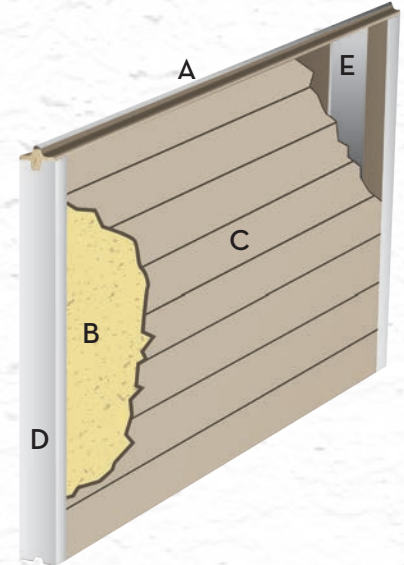
### Polystyrene Models 270 & 271



- A. 10 ball steel rollers provide long lasting durability
- B. Heavy duty galvanized 14 gauge hardware
- C. Tongue and groove design provides weathertight section joints
- D. 2" expanded polystyrene insulation provides an R-value of 10.25
- E. Steel skins inside and out provide maximum durability
- F. Aluminum bottom retainer with vinyl weatherstrip.


### Polyurethane Models 272 & 273

- A. Tongue and groove enclosed with bulb type polypropylene thermal break anchored within the polyurethane core.
- B. 2" polyurethane injected insulation provides an R-value of 17.68
- C. Steel skins inside and out provide maximum durability.
- D. 20 gauge pre-painted heavy steel end stiles for added strength.
- E. Interior 20 gauge backer plate full height of section at all hinge points.



## Insulated Commercial Windows\*

16" x 34"



12" x 24"



8 x 24"



\*For more window options see Regency and Amdient Series

Distributed by:



As Safe-Way Door continuously strives to improve our product, all specifications listed in this informative brochure are subject to change without notice or obligation. Printed color may vary from actual color. Please see your local dealer for actual color swatches. 6-17



**SAFE-WAY®**

**GARAGE DOORS**

*Make a Statement*

3814 East US 30 Warsaw, IN 46580

574-257-4861 Fax: 574-267-2871

safewaydoor.com